

TREATABILITY STUDIES TO SUPPORT ON-SITE BENEFICIAL REUSE OF TIDAL FLAT SEDIMENTS AT A CERCLA SITE

WEDA Eastern Chapter Conference

October 16 to 18, 2019

Wilmington, Delaware

"The views, opinions and findings contained in this report are those of the author(s) and should not be construed as an official Department of the Army position, policy or decision, unless so designated by other official documentation."



US Army Corps
of Engineers®



TIDAL FLATS CONDITIONS

3



High tide



Low tide

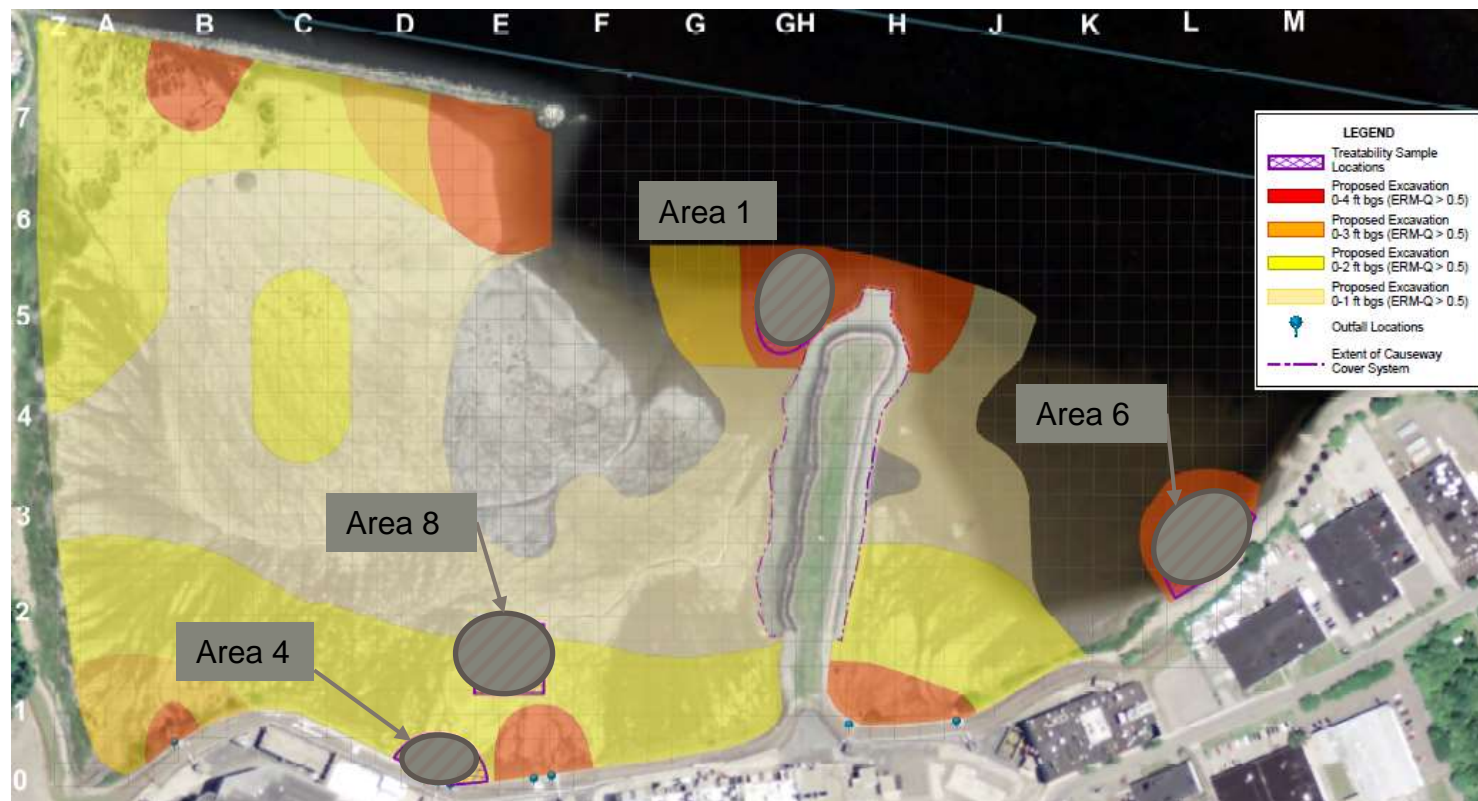


US Army Corps
of Engineers®



REMEDIAL FOOTPRINT

4



US Army Corps
of Engineers



TIDAL FLATS – PROPOSED REMEDIAL FOOTPRINT VOLUME (0-4FT)

Removal Depth (ft)	Non-TSCA Volume (cy) (Beneficial Reuse)	Volume (cy) 1 ppm ≤ PCB < 50 ppm (RCRA D Disposal)	Volume (cy) 50 ppm ≤ PCB (TSCA Disposal)	Total Volume (cy)
0-1	68,000	4,000	240	72,200
1-2	42,000	300	120	42,400
2-3	10,000	4,100	0	14,100
3-4	10,000	100	0	10,100
Total	130,000	8,500	360	138,900

Note: Most volume is non-TSCA (<1 ppm PCBs) and can potentially be re-used on site.

"The views, opinions and findings contained in this report are those of the authors(s) and should not be construed as an official Department of the Army position, policy or decision, unless so designated by other official documentation."

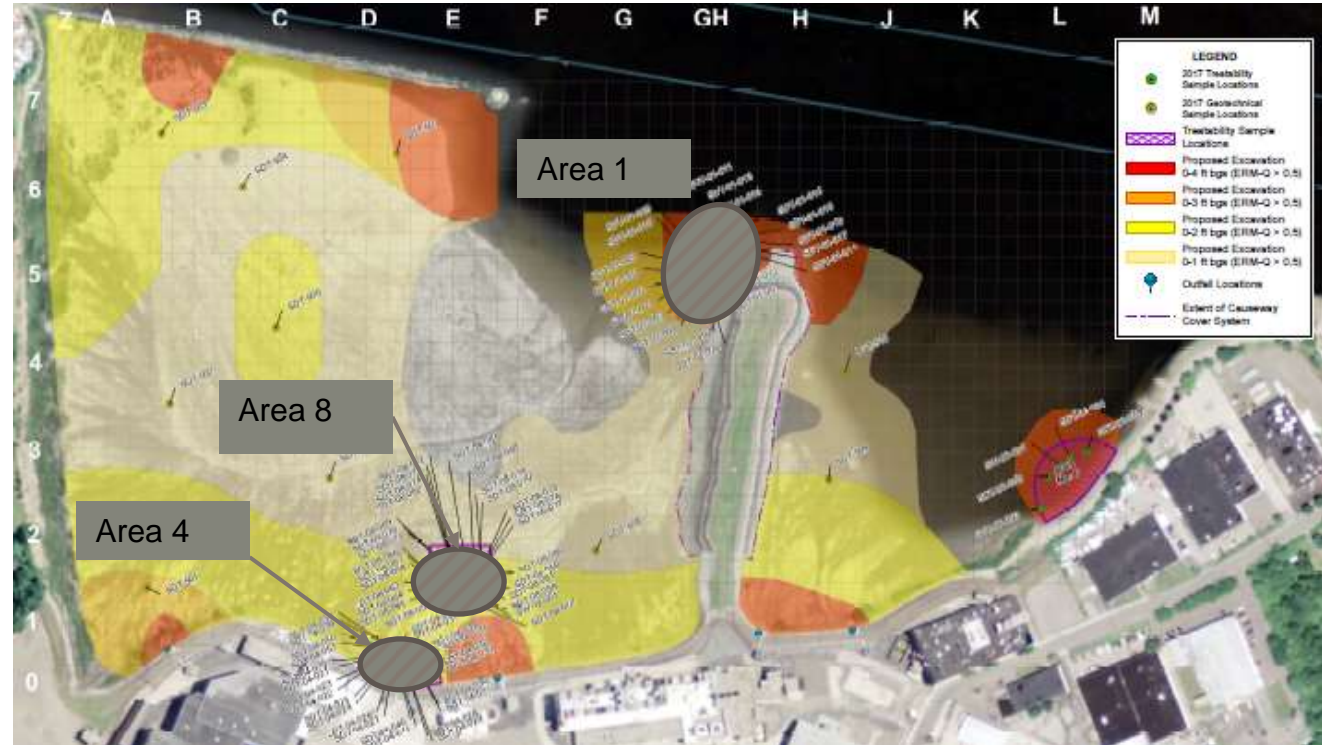


**US Army Corps
of Engineers®**



AUGUST TO OCTOBER 2017 TREATABILITY SAMPLING

- 40 gal sediment
- 55 gal water
- geotechnical
- Testing completed 8/17 to 2/18
- Biased to high PCBs, high Hg, high ERM-Q



US Army Corps
of Engineers



OBJECTIVES

7

Test	Objective
Modified elutriate	Identify water quality concerns resulting from dewatering activities, compare to SB chronic standards
Organic carbon	Confirm TOC levels, verify sediment is representative, determine if potentially a concern with solidification
Geotechnical testing	Establish physical properties of sediment, verify consistent with past results for cost estimating purposes
SPLP raw and processed	verify material can be placed on site in accordance with State leaching to groundwater standards
Waste characterization	Ensure suitability for placement on-site or as RCRA D material off-site, State residential direct contact
Flocculant test	Identify appropriate flocculant for use in treatability testing, encourages settling the best
Dewatering	Support dredge evaluation, evaluate dewatering methods, comparison of %solids achieved, passing paint filter
Solidification: SPLP/TCLP	Determine if solidified sediments can be placed on site (compliance with state leaching to groundwater standards), pass TCLP
Solidification: UCS	Determine achievable strength of solidified sediments consistent with likely end use of the site (40 to 80 psi)

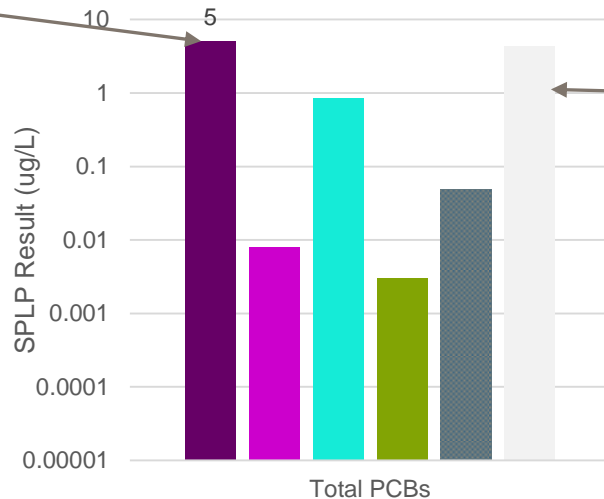
UNTREATED SEDIMENT TESTING

- SPLP (aqueous, compare to State groundwater – Industrial)
 - No exceedances of metals or PCBs of the state GW standards (industrial)- untreated sediment meets state leachability standards
 - Highest PCB result of 2.3 ug/L (<5 ug/L std) from locations biased towards highest PCB locations on site
 - Mercury in only one sample was at the limit of 20 µg/L
- Solid waste (total constituent compare against residential direct contact standards)
 - can exceed for PCBs, As, Cu (possibly), relatively small volume, must go off-site
 - Sampling/characterization program to identify PCBs exceeding 1 ppm, and other metals exceeding direct contact (residential) criteria

EXAMPLE DATA CHART – SPLP PCBS

- Standard, SPLP based

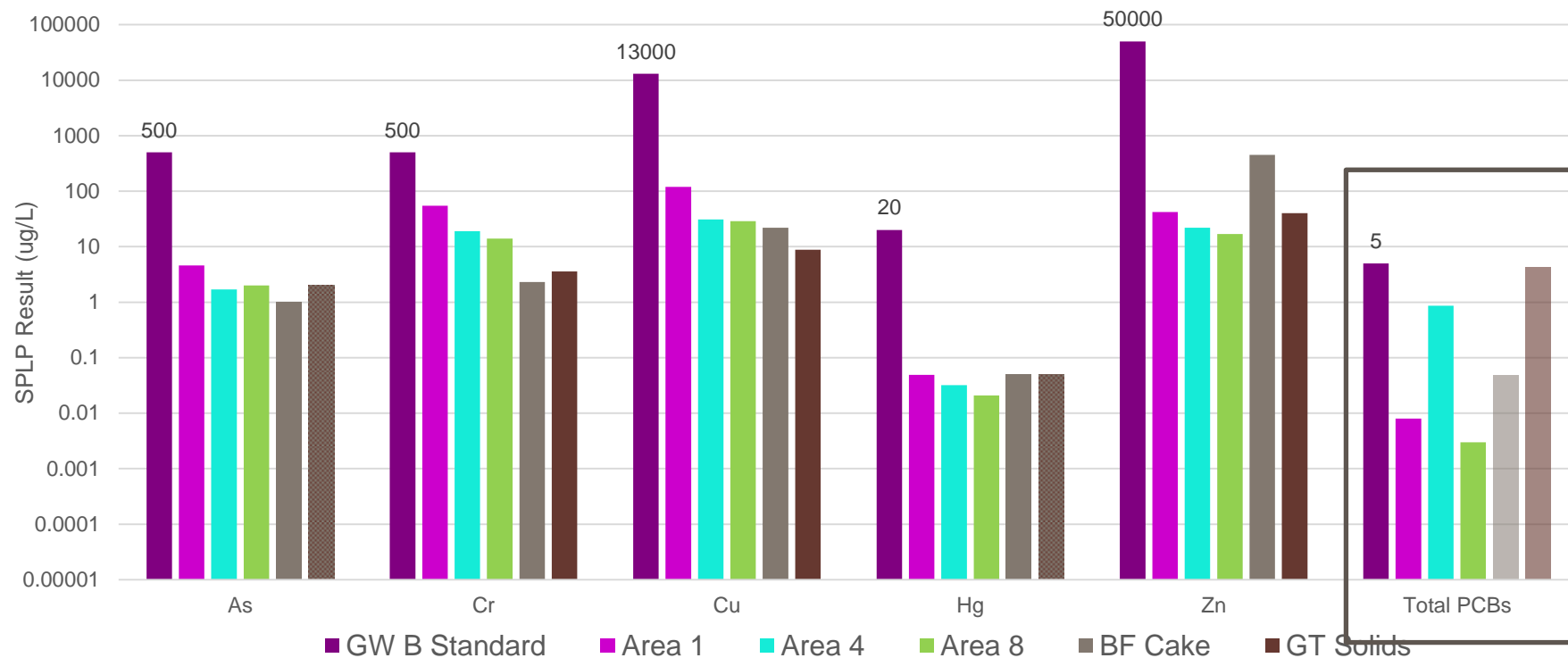
- Results from 3 areas, unprocessed
- Results for belt-filter processed sediments
- Results of geotube processed sediments
- Log-base scale



Greyed out bars
are non-detect

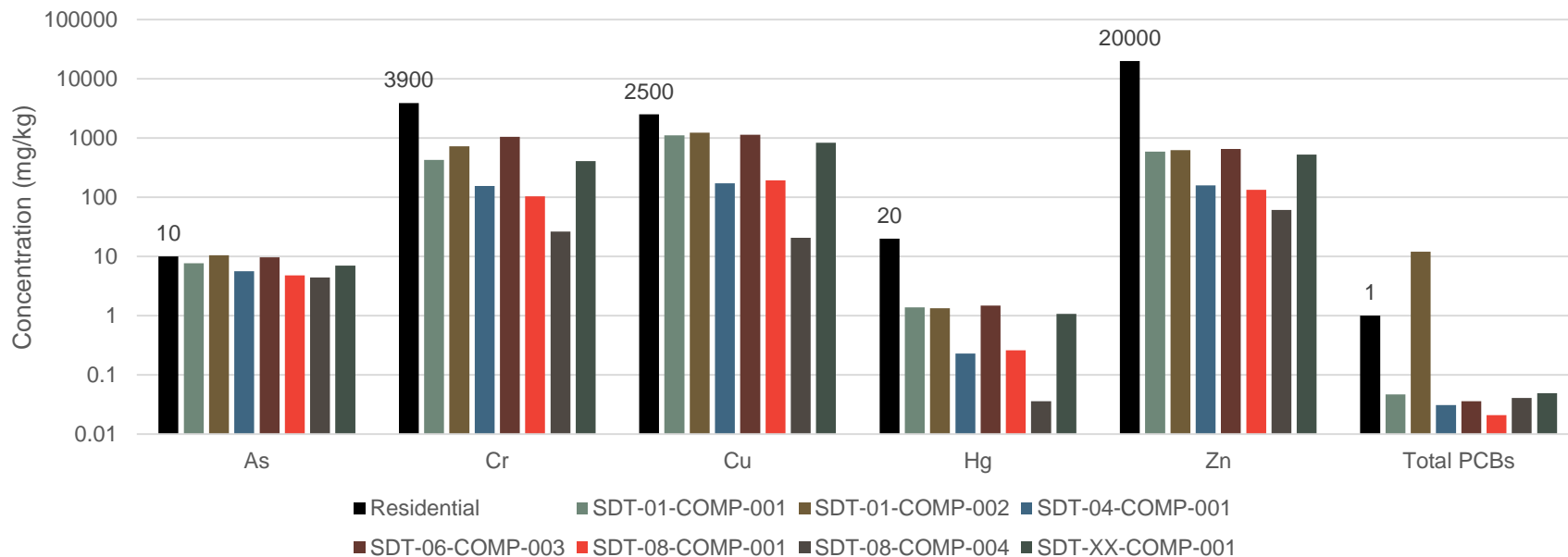
■ GW B Standard ■ Area 1
 ■ Area 4 ■ Area 8
 ■ BF Cake ■ GT Solids

RAW AND DEWATERED SEDIMENT SPLP RESULTS



TOTAL CONCENTRATIONS AGAINST STATE DIRECT EXPOSURE CRITERIA

Sediment Total Constituent Concentrations Compared Against CT Direct Exposure Residential Standards



STUDY 1 - BENCH-SCALE TREATABILITY TESTS

The following tests were conducted:

Dewatering

- Flocculant
- Mechanical
- Geotube
- Gravity

Water treatment

- Carbon adsorption
- Filtration

Solidification



US Army Corps
of Engineers ®



STUDY 1 - TREATABILITY TESTING - SOLIDIFICATION

- Evaluate sediment additives to meet on-site re-use requirements
- Portland Cement and Calciment for gravity dewatered and belt pressed dewatered sediments:
 - 3%, 6%, 8% for belt pressed sediments
 - 2%, 4%, and 5% for gravity drained sediments
- Physical properties after treatment
- Leaching tests – all pass
 - SPLP – Site COCs (PCBs, 8 metals, Hg)
 - TCLP – RCRA 8 metals

"The views, opinions and findings contained in this report are those of the authors(s) and should not be construed as an official Department of the Army position, policy or decision, unless so designated by other official documentation."

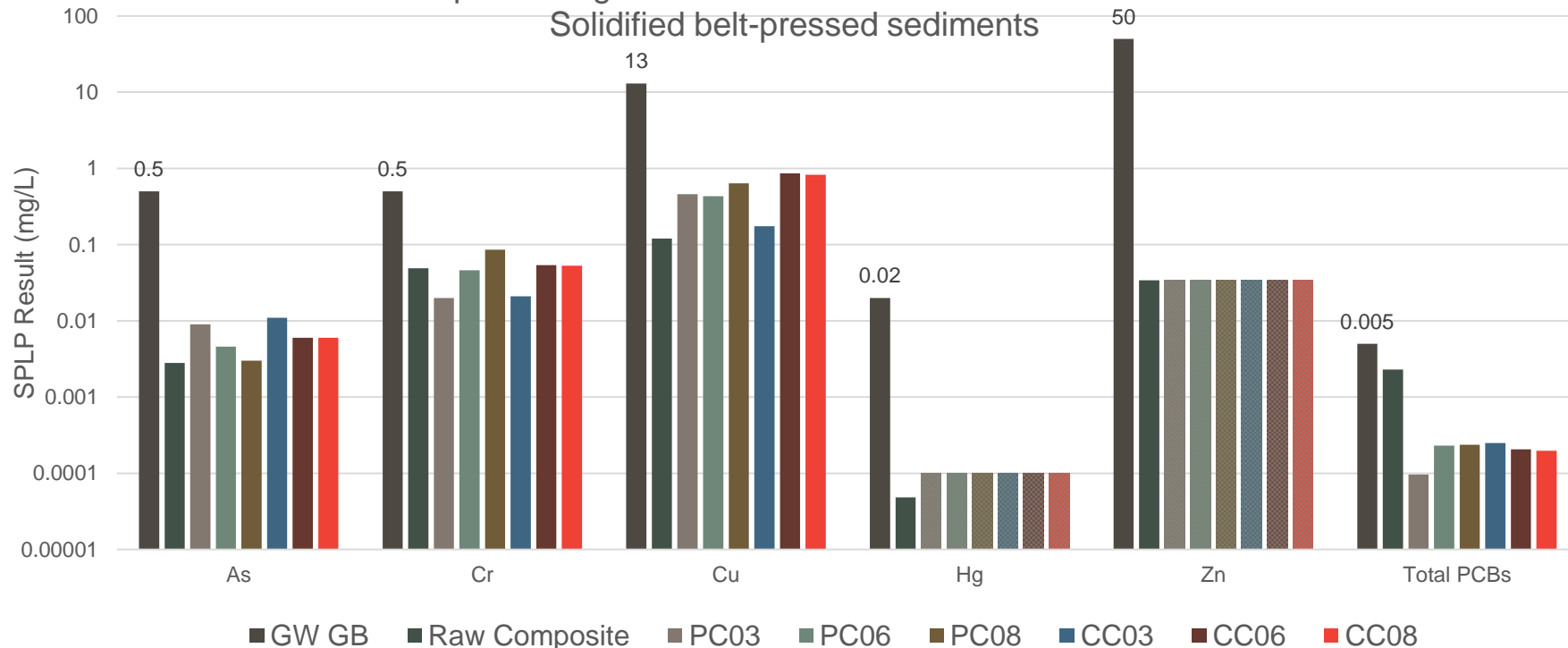


US Army Corps
of Engineers®



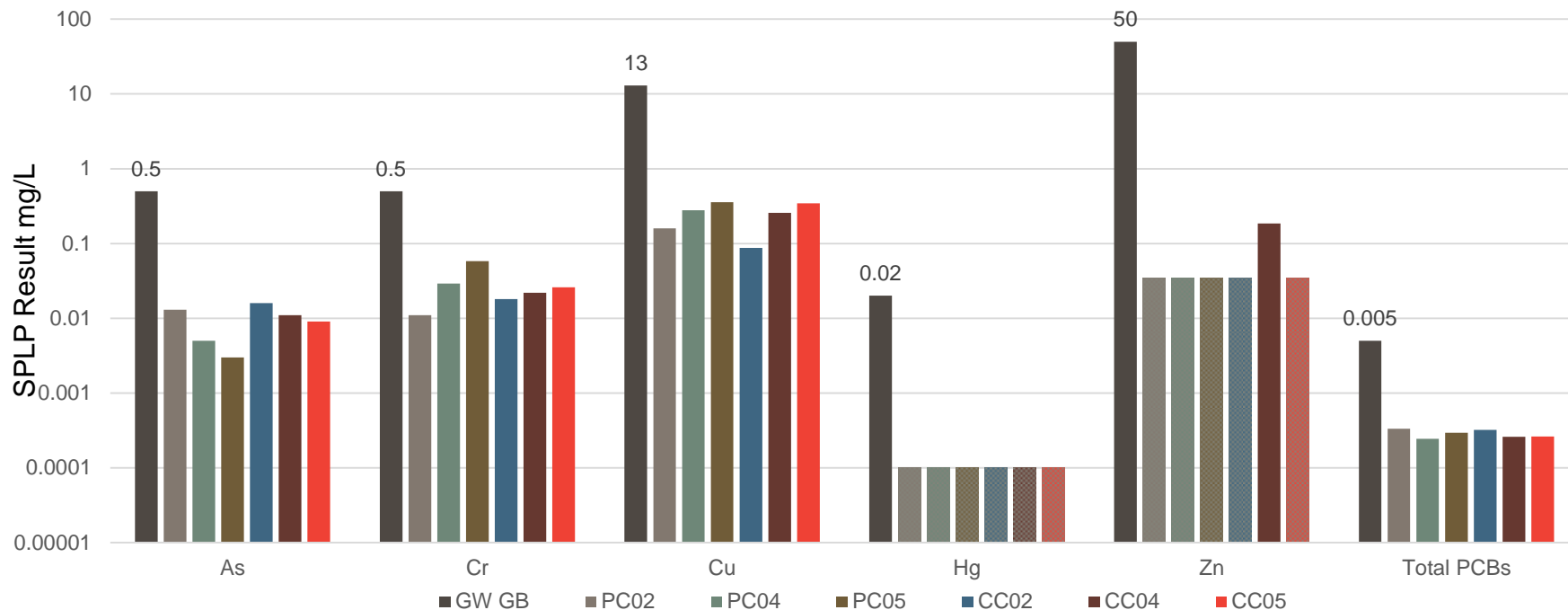
STUDY 1 - SPLP RESULTS – BELT PRESS

Comparison Against Groundwater Protection Standards
Solidified belt-pressed sediments



STUDY 1 - SPLP RESULTS – GRAVITY DRAINED

Comparison Against Groundwater Protection Standards - Gravity-drained sediments



STUDY 1 - SOLIDIFICATION RESULTS – UCS VALUES

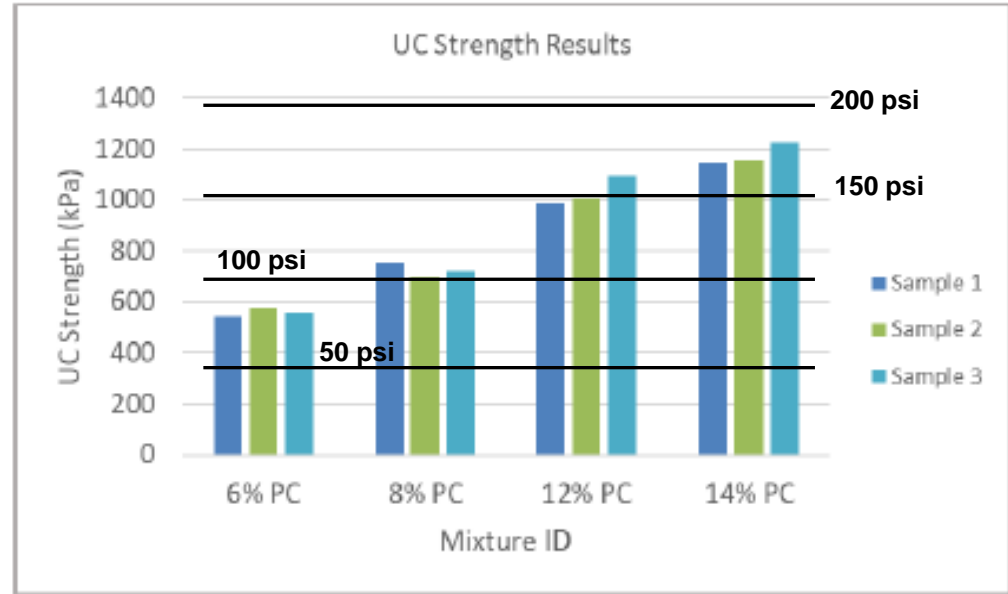
Untreated Material Type	Reagent Type	Reagent Addition % by Wet Soil wt.	UCS (psi)
DEW-SED-PT-Belt Press	Type I Portland Cement	3.0	8.8
		6.0	108.3
		8.0	91.3
	Mintek Calciment	3.0	F
		6.0	31.5
		8.0	33.8
DEW-SED-Gravity Drain	Type I Portland Cement	2.0	5.5
		4.0	61.0
		5.0	90.0
	Mintek Calciment	2.0	F
		4.0	11.5
		5.0	18.5



STUDY 2 -TREATABILITY TESTING – SOLIDIFICATION VIA PFTM

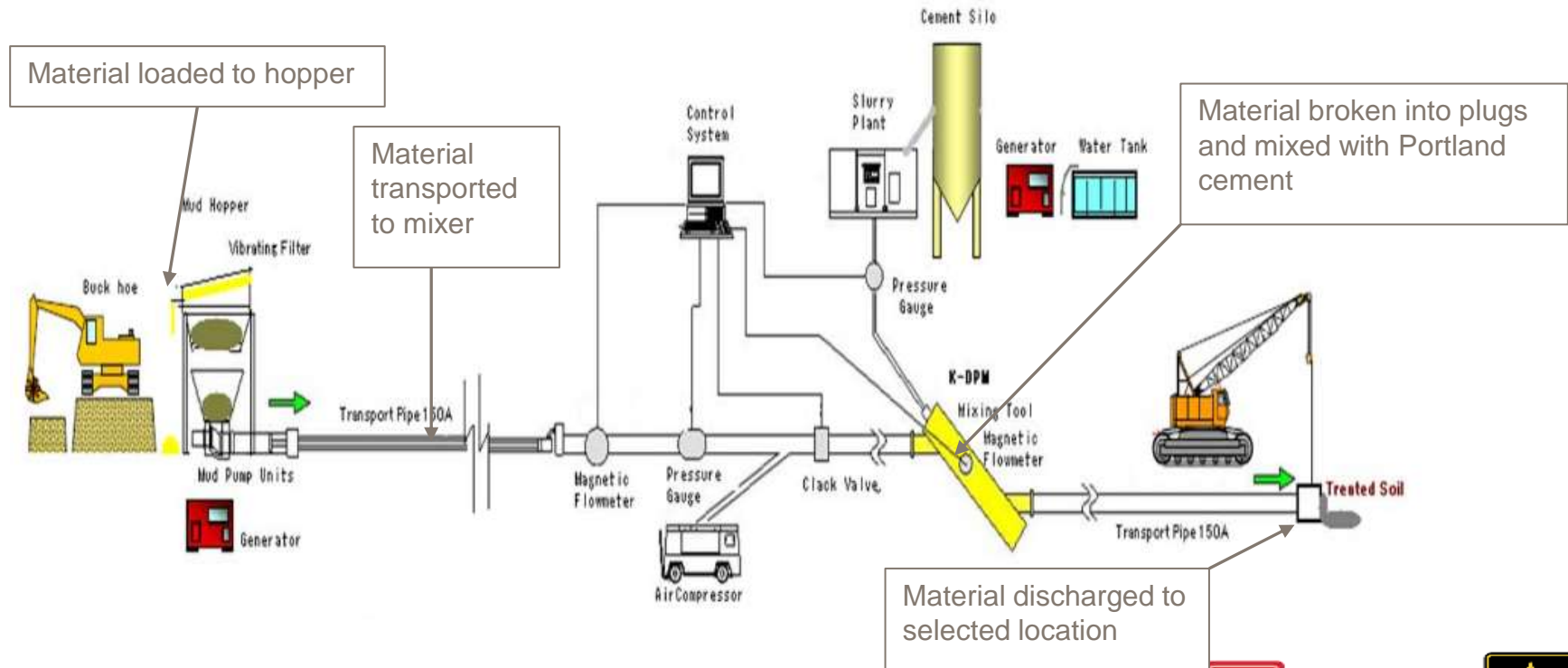
- Bench-scale testing completed using process that simulates mixing in PFTM process
- Tested addition rates of Portland cement of 6%, 8%, 12% and 14%
- Mixed using a 1:1 w:c slurry
- Results show excellent strength development, from 80 to 170 psi (UCS)

Figure 2. Unconfined Compressive Strength Results



Note: 100 Kilopascal (kPa) = 14.5 psi

STUDY 2 - PNEUMATIC FLOW TUBE MIXING



PNEUMATIC FLOW TUBE MIXING

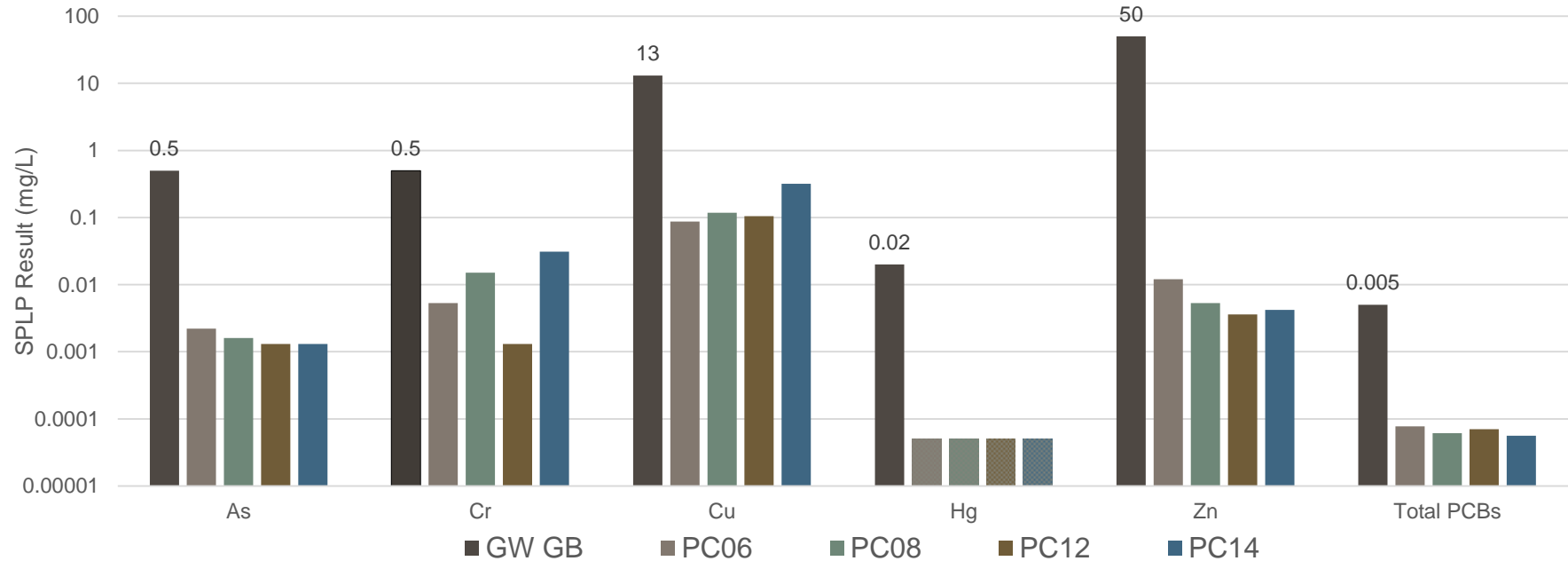
Material Consistency Immediately After Discharge



Material Consistency ~24-hours After Discharge

STUDY 2 - SPLP RESULTS FOR PFTM SOLIDIFIED SEDIMENTS

PFTM Solidified Sediments (no dewatering)- Comparison Against Groundwater Protection Standards



SEDIMENT BEFORE AND AFTER

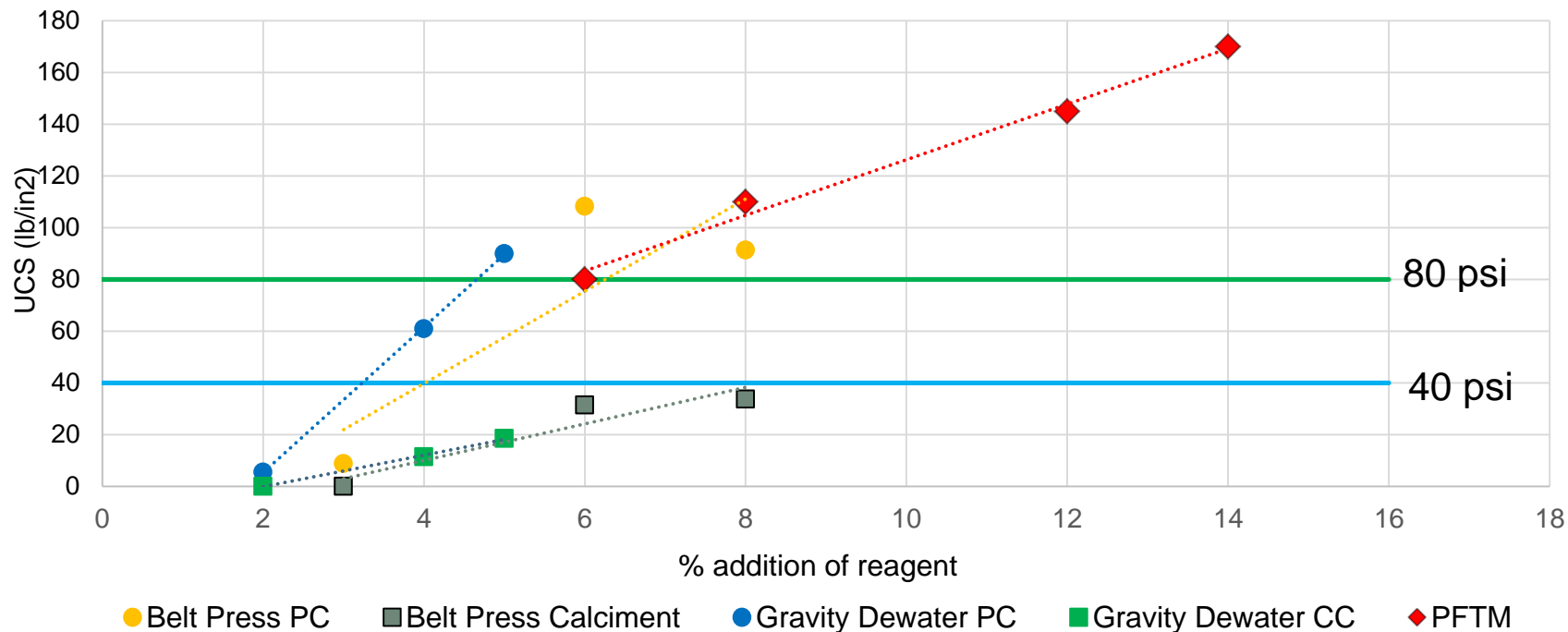


US Army Corps
of Engineers®



STUDY 1 AND STUDY 2 COMPARISON

Solidified Sediment Strength as measured by UCS



PC= Portland cement; CC=Calciment; PFTM= pneumatic flow tube mixing;
UCS= unconfined compressive strength (ASTM D1633); psi = pounds per square inch

TREATABILITY TESTING CONCLUSIONS

23

Leaching to groundwater (State GW Standards)

- Study 1 and Study 2 solidified samples pass SPLP tests, meeting leaching to GW standards

RCRA – All samples pass TCLP and hazardous waste characteristics

Total waste direct contact residential standards (State standards)

- PCBs and copper can exceed total waste residential criteria
- An ongoing sampling program will be needed
- Volume is small relative to re-use volume



US Army Corps
of Engineers ®



Treatability testing conclusions (cont'd)

Study 1 - Gravity

- $\geq 4\%$ PC develops significant strength
- Calciment pass paint filter, little strength

Study 1 - Belt press

- $\geq 6\%$ PC developed significant strength
- Calciment ~ 35 psi @ 8%

Study 2 - PFTM

- UCS of 80 to 170 psi (6 to 14% PC)

Final Conclusions

- Gravity drained, belt pressed dewatered, and PFTM all develop sufficient strength
- Sediments suitable for reuse based on leaching to GW, direct contact, and strength requirements
- Processed sediments from various dredging methods can meet on-site reuse requirements



US Army Corps
of Engineers ®



QUESTIONS?

THANK YOU

Tony Delano
USACE New England District
978-318-8464
Tony.Delano@usace.army.mil

Ellen Iorio
Dion Lewis
Rose Schmidt
Cheryl Montgomery (ERDC)



US Army Corps
of Engineers ®

